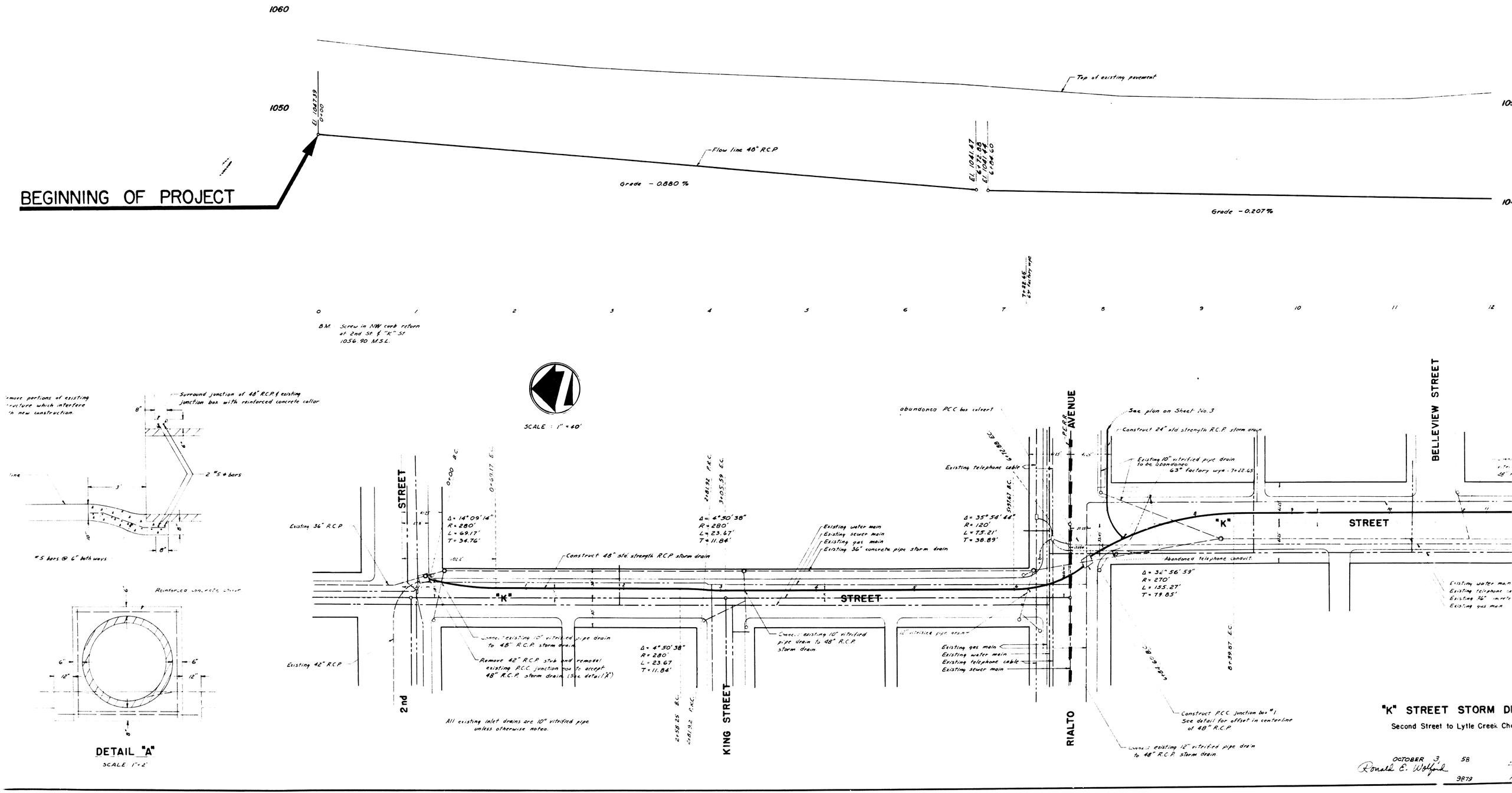
1060
1050
El. 1047.39
0+00
Top of existing pavement
Flow line 48" R.C.P.
Grade - 0.880 %
El. 1041.47
6+72.85
El. 1041.44
6+84.60
Grade - 0.207 %
BEGINNING OF PROJECT
B.M. Screw in NW curb return at 2nd St. & "K" St. 1056.90 M.S.L.
SCALE : 1" = 40'
Surround junction of 48" R.C.P. & existing junction box with reinforced concrete collar
2 #5 ϕ bars
#5 bars @ 6" both ways
Reinforced concrete cover
DETAIL "A"
SCALE 1"=2'
2nd STREET
"K" STREET
KING STREET
RIALTO AVENUE
BELLEVIEW STREET
Existing 36" R.C.P.
Existing 42" R.C.P.
Δ = 14° 09' 14"
R = 280'
L = 69.17'
T = 34.76'
Δ = 4° 50' 38"
R = 280'
L = 23.67'
T = 11.84'
Construct 48" std. strength R.C.P. storm drain
Existing water main
Existing sewer main
Existing gas main
Existing 36" concrete pipe storm drain
Existing telephone cable
abandoned P.C.C. box culvert
Δ = 35° 54' 44"
R = 120'
L = 75.21'
T = 38.89'
See plan on Sheet No. 3
Construct 24" std. strength R.C.P. storm drain
Existing 10" vitrified pipe drain to be abandoned
63" factory wye - 7+22.65
Abandoned telephone conduit
Δ = 32° 56' 59"
R = 270'
L = 155.27'
T = 79.85'
Connect existing 10" vitrified pipe drain to 48" R.C.P. storm drain
Remove 42" R.C.P. stub and remodel existing P.C.C. junction box to accept 48" R.C.P. storm drain. (See detail "A")
All existing inlet drains are 10" vitrified pipe unless otherwise noted.
Existing gas main
Existing water main
Existing telephone cable
Existing sewer main
Construct P.C.C. junction box "1" See detail for offset in centerline of 48" R.C.P.
Connect existing 12" vitrified pipe drain to 48" R.C.P. storm drain.
"K" STREET STORM DR
Second Street to Lytle Creek Ch
OCTOBER 3, 58
Ronald E. Wolford
9873

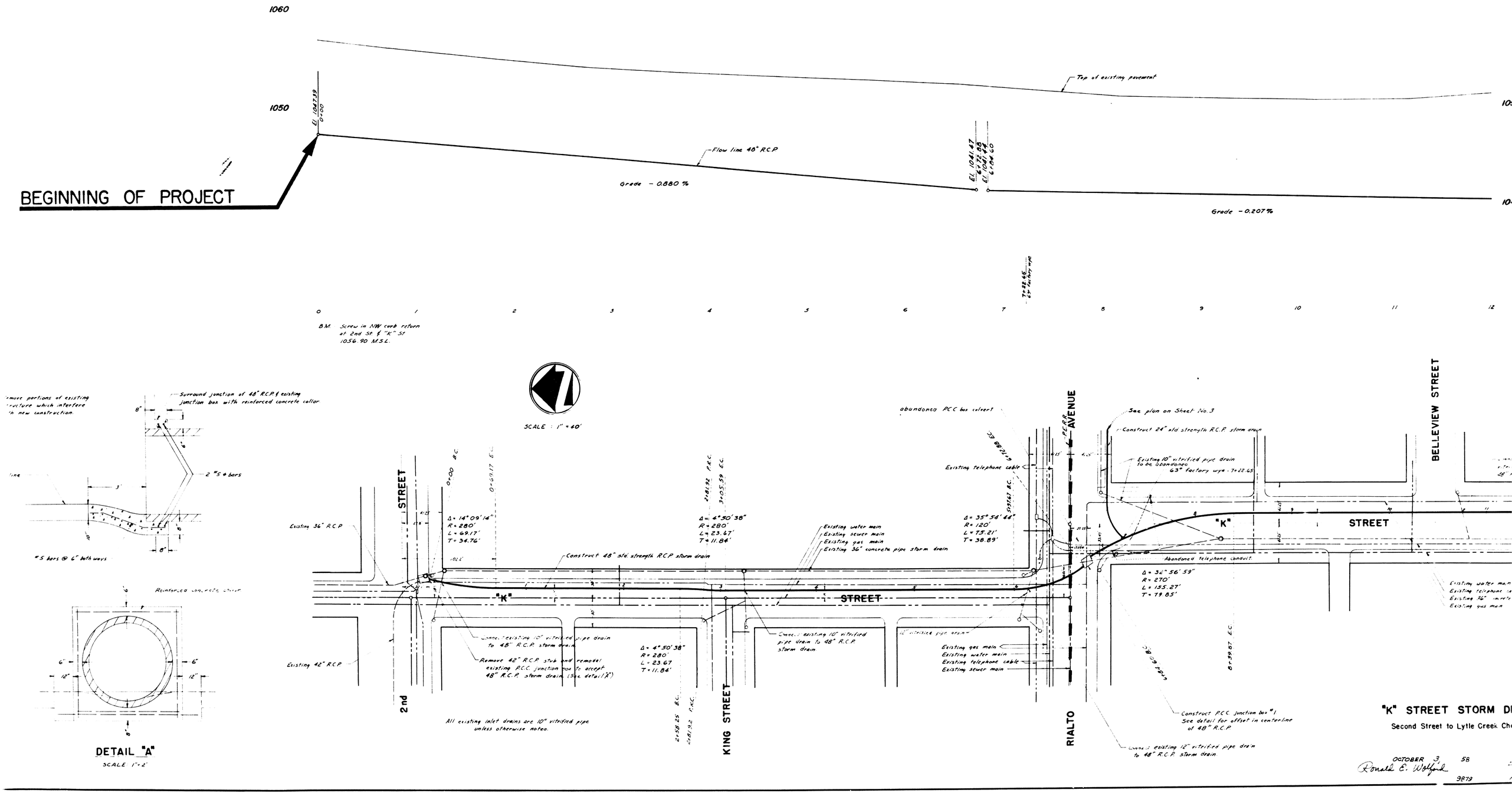
1060
1050
El. 1047.39
0+00
Top of existing pavement
Flow line 48" R.C.P.
Grade - 0.880 %
El. 1041.47
6+72.85
El. 1041.44
6+84.60
Grade - 0.207 %
BEGINNING OF PROJECT
B.M. Screw in NW curb return at 2nd St. & "K" St. 1056.90 M.S.L.
SCALE : 1" = 40'
Surround junction of 48" R.C.P. & existing junction box with reinforced concrete collar
2 #5 ϕ bars
#5 bars @ 6" both ways
Reinforced concrete cover
DETAIL "A"
SCALE 1"=2'
2nd STREET
"K" STREET
KING STREET
RIALTO AVENUE
BELLEVIEW STREET
Existing 36" R.C.P.
Existing 42" R.C.P.
Δ = 14° 09' 14"
R = 280'
L = 69.17'
T = 34.76'
Δ = 4° 50' 38"
R = 280'
L = 23.67'
T = 11.84'
Construct 48" std. strength R.C.P. storm drain
Existing water main
Existing sewer main
Existing gas main
Existing 36" concrete pipe storm drain
Existing telephone cable
abandoned P.C.C. box culvert
Δ = 35° 54' 44"
R = 120'
L = 75.21'
T = 38.89'
See plan on Sheet No. 3
Construct 24" std. strength R.C.P. storm drain
Existing 10" vitrified pipe drain to be abandoned
63" factory wye - 7+22.65
Abandoned telephone conduit
Δ = 32° 56' 59"
R = 270'
L = 155.27'
T = 79.85'
Connect existing 10" vitrified pipe drain to 48" R.C.P. storm drain
Remove 42" R.C.P. stub and remodel existing P.C.C. junction box to accept 48" R.C.P. storm drain. (See detail "A")
All existing inlet drains are 10" vitrified pipe unless otherwise noted.
Existing gas main
Existing water main
Existing telephone cable
Existing sewer main
Construct P.C.C. junction box "1" See detail for offset in centerline of 48" R.C.P.
Connect existing 12" vitrified pipe drain to 48" R.C.P. storm drain.
"K" STREET STORM DR
Second Street to Lytle Creek Ch
OCTOBER 3, 58
Ronald E. Wolford
9873

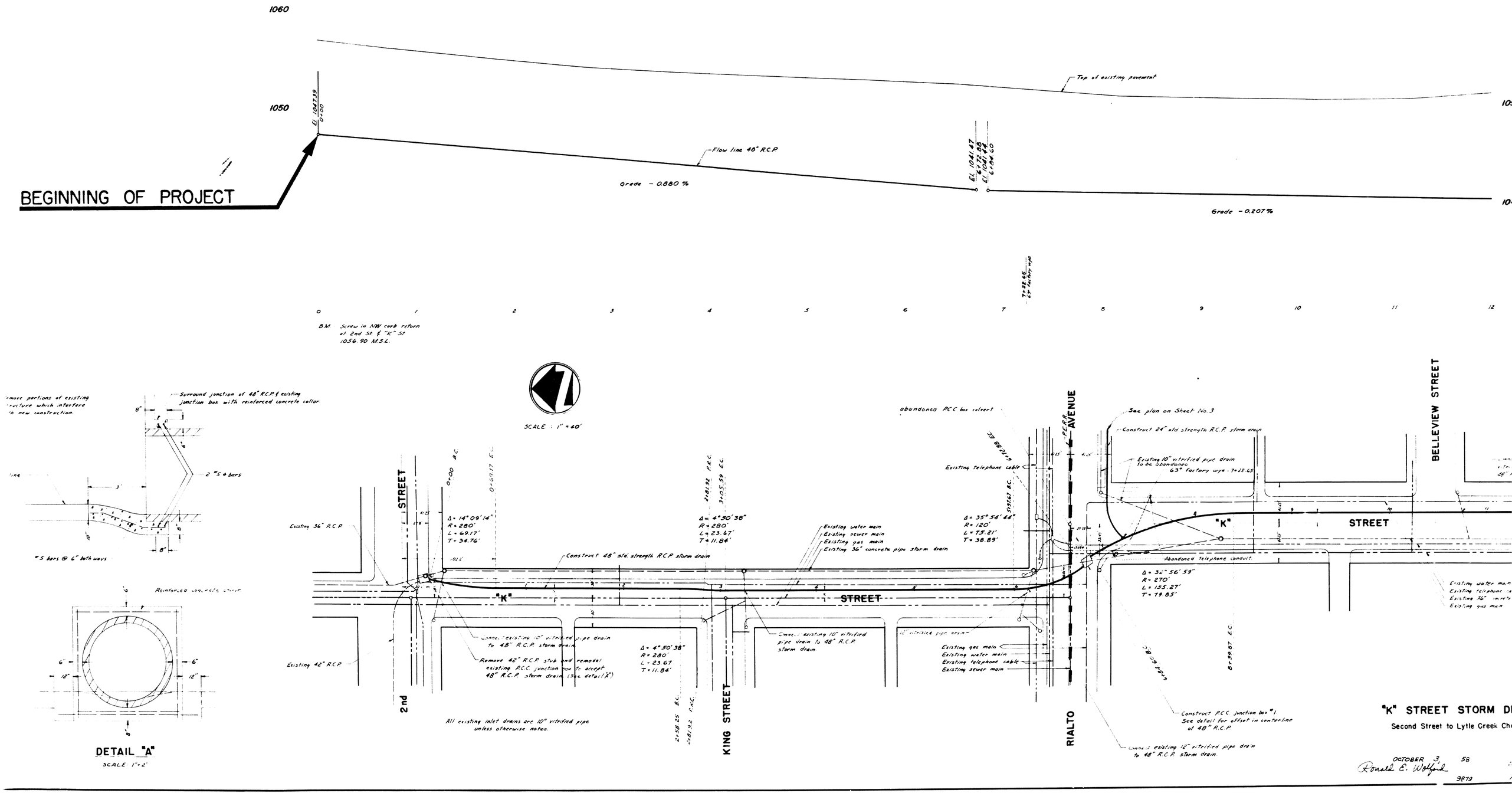
1060
1050
El. 1047.39
0+00
Top of existing pavement
Flow line 48" R.C.P.
Grade - 0.880 %
El. 1041.47
6+72.85
El. 1041.44
6+84.60
Grade - 0.207 %
BEGINNING OF PROJECT
B.M. Screw in NW curb return at 2nd St. & "K" St. 1056.90 M.S.L.
SCALE : 1" = 40'
Surround junction of 48" R.C.P. & existing junction box with reinforced concrete collar
2 #5 ϕ bars
#5 bars @ 6" both ways
Reinforced concrete cover
DETAIL "A"
SCALE 1"=2'
2nd STREET
"K" STREET
KING STREET
RIALTO AVENUE
BELLEVIEW STREET
Existing 36" R.C.P.
Existing 42" R.C.P.
Δ = 14° 09' 14"
R = 280'
L = 69.17'
T = 34.76'
Δ = 4° 50' 38"
R = 280'
L = 23.67'
T = 11.84'
Construct 48" std. strength R.C.P. storm drain
Existing water main
Existing sewer main
Existing gas main
Existing 36" concrete pipe storm drain
Existing telephone cable
abandoned P.C.C. box culvert
Δ = 35° 54' 44"
R = 120'
L = 75.21'
T = 38.89'
See plan on Sheet No. 3
Construct 24" std. strength R.C.P. storm drain
Existing 10" vitrified pipe drain to be abandoned
63" factory wye - 7+22.65
Abandoned telephone conduit
Δ = 32° 56' 59"
R = 270'
L = 155.27'
T = 79.85'
Connect existing 10" vitrified pipe drain to 48" R.C.P. storm drain
Remove 42" R.C.P. stub and remodel existing P.C.C. junction box to accept 48" R.C.P. storm drain. (See detail "A")
All existing inlet drains are 10" vitrified pipe unless otherwise noted.
Existing gas main
Existing water main
Existing telephone cable
Existing sewer main
Construct P.C.C. junction box "1" See detail for offset in centerline of 48" R.C.P.
Connect existing 12" vitrified pipe drain to 48" R.C.P. storm drain.
"K" STREET STORM DR
Second Street to Lytle Creek Ch
OCTOBER 3, 58
Ronald E. Wolford
9873